

A Closer Look at Mandatory Spending

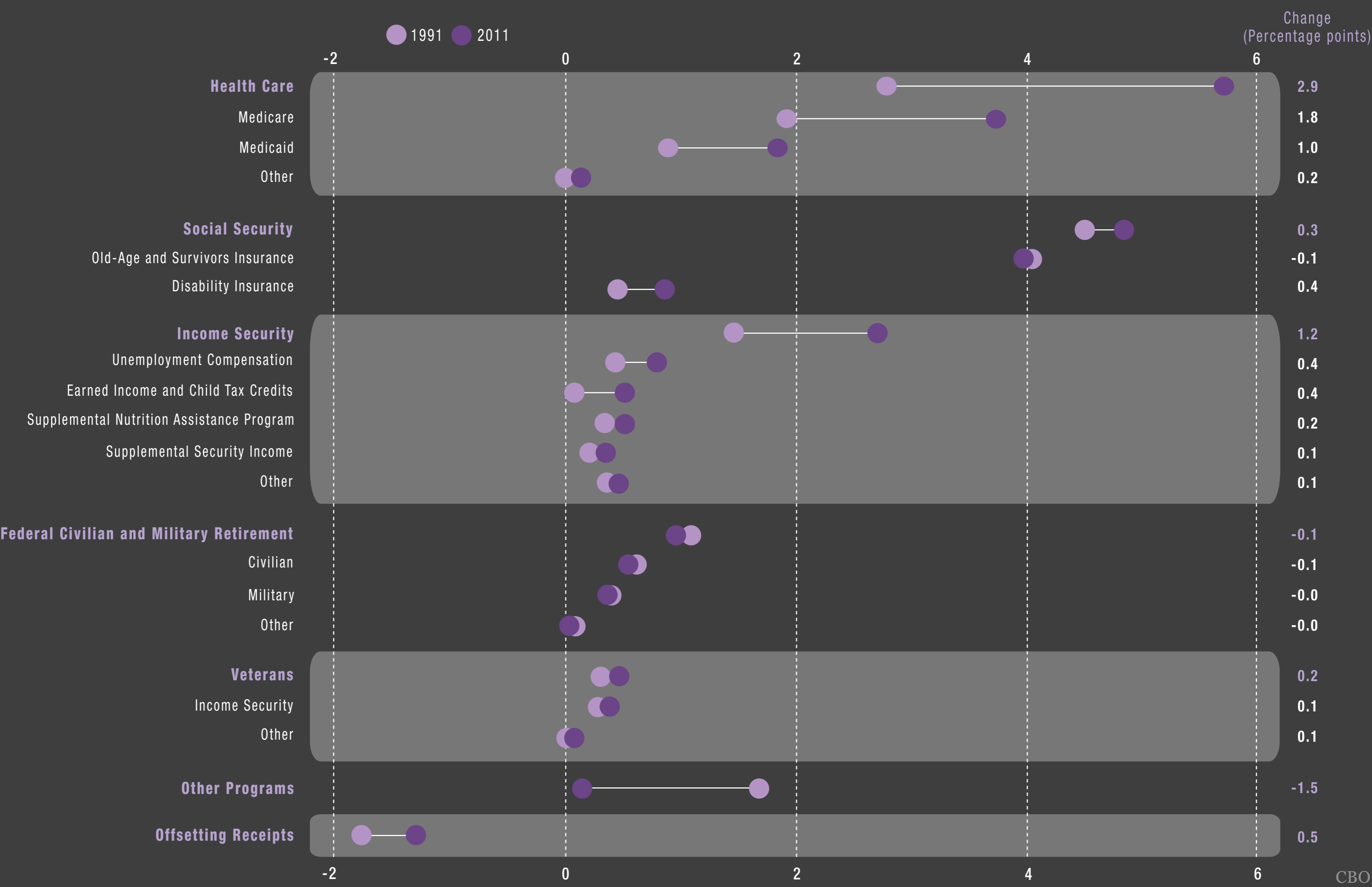
Primarily benefit programs for which lawmakers set eligibility rules and benefit formulas

Mandatory Spending at a Glance



Mandatory Spending in 1991 and 2011


Percentage of gross domestic product




[BREAKDOWN of Mandatory Spending in 2011]

Billions of dollars

Health Care
\$856B



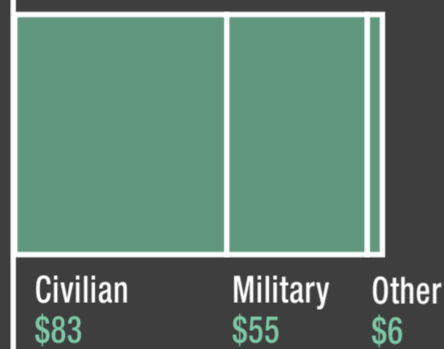
Social Security
\$725B



Income Security
\$404B



Federal Civilian and Military Retirement
\$144B



Veterans
\$71B



Other Programs
\$20B



Offsetting Receipts
-\$193B

Funds collected by government agencies from other government accounts or from the public that are credited as an offset to gross spending. Includes Medicare premiums, intragovernmental payments for federal employees' retirement, and receipts related to natural resources (such as those from oil and gas exploration and development).

